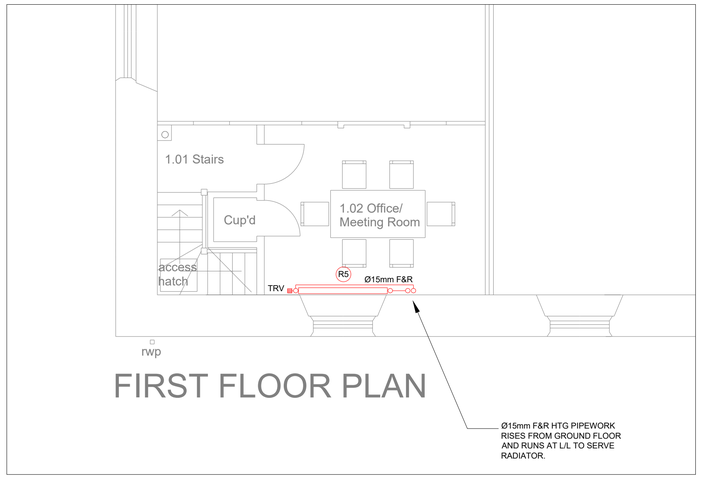

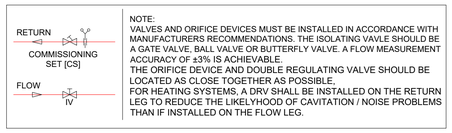

NOTE:
VALVES AND ORIFICE DEVICES MUST BE INSTALLED IN ACCORDANCE WITH MANUFACTURERS RECOMMENDATIONS. THE ISOLATING VAVLE SHOULD BE A GATE VALVE, BALL VALVE OR BUTTERFLY VALVE. A FLOW MEASUREMENT ACCURACY OF ±3% IS ACHIEVABLE.
THE ORIFICE DEVICE AND DOUBLE REGULATING VALVE SHOULD BE LOCATED AS CLOSE TOGETHER AS POSSIBLE,
FOR HEATING SYSTEMS, A DRV SHALL BE INSTALLED ON THE RETURN LEG TO REDUCE THE LIKELYHOOD OF CAVITATION / NOISE PROBLEMS THAN IF INSTALLED ON THE FLOW LEG.

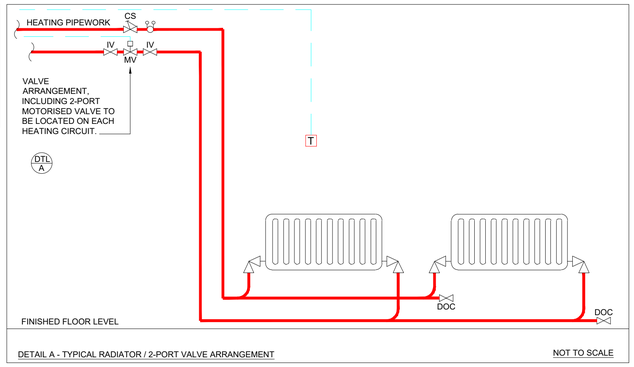

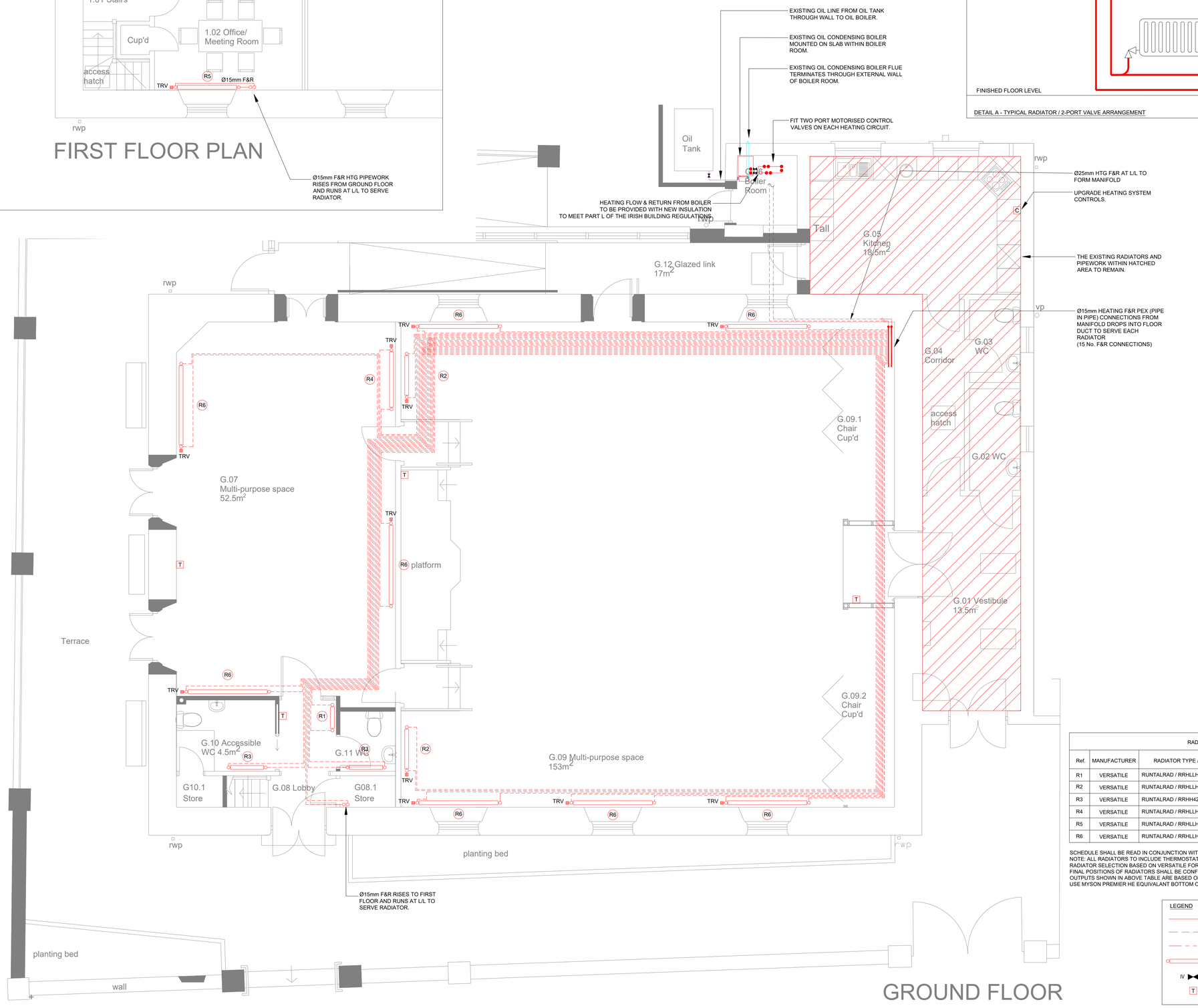

RADIATOR SCHEDULE							
Ref.	MANUFACTURER	RADIATOR TYPE / UIN	COLOUR	Height (mm)	Length (mm)	Connections	Output (W) AT ΔT 50
R1	VERSATILE	RUNTALRAD / RRHLLH700	WHITE	714	500	15mm BC	968
R2	VERSATILE	RUNTALRAD / RRHLLH700	ANTHRACITE	714	1000	15mm BC	1936
R3	VERSATILE	RUNTALRAD / RRHH420	WHITE	428	900	15mm BC	686
R4	VERSATILE	RUNTALRAD / RRHLLH700	ANTHRACITE	714	1400	15mm BC	2710
R5	VERSATILE	RUNTALRAD / RRHLLH280	WHITE	282	1500	15mm BC	1550
R6	VERSATILE	RUNTALRAD / RRHLLH700	ANTHRACITE	714	2000	15mm BC	3872

SCHEDULE SHALL BE READ IN CONJUNCTION WITH THIS DRAWING ONLY.
NOTE: ALL RADIATORS TO INCLUDE THERMOSTATIC RADIATOR VALVES.
RADIATOR SELECTION BASED ON VERSATILE FOR DESIGN AND DEVELOPMENT PURPOSES.
FINAL POSITIONS OF RADIATORS SHALL BE CONFIRMED ON SITE.
OUTPUTS SHOWN IN ABOVE TABLE ARE BASED ON A ΔT 50°C.
USE MYSON PREMIER HE EQUIVALANT BOTTOM OPPOSITE ENDS CONNECTIONS

LEGEND

- INDICATES PIPEWORK AT LOW LEVEL
- INDICATES PIPEWORK BELOW FLOOR LEVEL
- INDICATES PIPEWORK WITHIN CEILING VOID
- NEW RADIATOR
- IV — ISOLATING VALVE
- T — THERMOSTAT

ALL DIMENSIONS SCALED OR OTHERWISE ARE NOMINAL ONLY AND ALL SHOULD BE CHECKED ON SITE PRIOR TO ANY WORK.

GENERAL HEATING SERVICES NOTES

1. THIS DRAWING SHALL BE READ IN CONJUNCTION WITH ALL CURRENT ARCHITECTURAL, STRUCTURAL, ELECTRICAL AND MECHANICAL SERVICES DRAWINGS AND THE MECHANICAL SPECIFICATION.

2. ALL WORKS SHALL COMPLY WITH THE CURRENT IRISH BUILDING REGULATIONS AND ALL OTHER RELEVANT STATUTORY REQUIREMENTS.

3. ALL MATERIALS AND WORKMANSHIP SHALL COMPLY WITH ALL APPLICABLE IRISH AND EUROPEAN STANDARDS (IS/EN/ISO) AND CODES OF PRACTICE.

4. ALL PIPEWORK SIZES ARE NOMINAL DIAMETER UNLESS NOTED OTHERWISE.

5. ALL INTERNAL LPHW HEATING PIPEWORK SHALL BE INSTALLED IN ACCORDANCE WITH EN 1057 COPPER OR APPROVED EQUIVALENT. PIPEWORK INSTALLED WITHIN SERVICE TRENCH SHALL BE HIGH QUALITY PEX OR PEX-AL-PEX CROSS-LINKED POLYETHYLENE LAID STRICTLY TO MANUFACTURER'S REQUIREMENTS.

6. PROVIDE PIPE ANCHOR POINTS, GUIDES AND EXPANSION LOOPS WHERE REQUIRED TO ACCOMMODATE THERMAL MOVEMENT.

7. ALL CONCEALED HEATING PIPEWORK SHALL BE INSULATED IN ACCORDANCE WITH NSAI S.R. 50-1 AND EN 12828 OR AS OTHERWISE SPECIFIED.

8. ALL PIPE BRANCHES SHALL BE PROVIDED WITH ISOLATING VALVES.

9. ALL SYSTEM LOW POINTS SHALL BE FITTED WITH HOSE UNION DRAIN VALVES AND ALL HIGH POINTS SHALL BE FITTED WITH AUTOMATIC AIR VENTS DISCHARGING TO A SUITABLE LOCATION.

10. ALL OPEN PIPE ENDS SHALL BE TEMPORARILY CAPPED DURING FIRST FIX TO PREVENT CONTAMINATION.

11. ALL HEATING PIPEWORK SHALL BE PRESSURE TESTED TO 7 BAR AND HELD DROPTIGHT FOR 1 HOUR IN ACCORDANCE WITH EN 14336. TESTS SHALL BE WITNESSED BY THE CONSULTING ENGINEER OR CLIENT REPRESENTATIVE.

12. ON COMPLETION OF TESTING, ALL PIPEWORK SHALL BE CLEANED, FLUSHED AND CLEARED OF GREASE, DIRT, SLUDGE AND METAL PARTICLES IN ACCORDANCE WITH CIBSE AND EN 14336 REQUIREMENTS.

13. COMMISSIONING OF FIXED BUILDING SERVICES SHALL BE UNDERTAKEN IN ACCORDANCE WITH CIBSE COMMISSIONING CODE M.

14. WITHIN 5 DAYS OF COMPLETION OF WORKS, THE BUILDING OWNER SHALL RECEIVE THE REQUIRED OPERATIONAL AND MAINTENANCE INFORMATION IN ACCORDANCE WITH CIBSE COMMISSIONING CODE M.

15. NOTICE SHALL BE PROVIDED TO BUILDING CONTROL CONFIRMING THAT HANDOVER INFORMATION REQUIREMENTS HAVE BEEN MET AS REQUIRED BY CIBSE CODE M.

16. A NEW OR UPDATED BUILDING LOGBOOK SHALL BE PROVIDED TO THE BUILDING OWNER ON COMPLETION IN ACCORDANCE WITH CIBSE TM31 OR EQUIVALENT.

17. THE BUILDING OPERATOR SHALL BE PROVIDED WITH ALL NECESSARY INFORMATION ON MECHANICAL AND ELECTRICAL SYSTEMS, INCLUDING OPERATION AND MAINTENANCE REQUIREMENTS, TO ENSURE ENERGY-EFFICIENT OPERATION.

18. ALL WORKS SHALL COMPLY WITH RELEVANT IRISH LEGISLATION INCLUDING THE SAFETY, HEALTH AND WELFARE AT WORK ACT, THE IRISH BUILDING REGULATIONS, ET101 NATIONAL RULES FOR ELECTRICAL INSTALLATIONS, IRISH WATER CODES OF PRACTICE AND THE SAFETY, HEALTH AND WELFARE AT WORK (CONSTRUCTION) REGULATIONS.

19. ALL HEATING SYSTEM DESIGNS AND INSTALLATIONS SHALL MEET THE REQUIREMENTS OF IRISH BUILDING REGULATIONS PART L – CONSERVATION OF FUEL AND ENERGY.

21. ALL FIXED BUILDING SERVICES AND CONTROLLED FITTINGS SHALL BE ENERGY-EFFICIENT, PROPERLY INSULATED, AND FULLY COMMISSIONED IN COMPLIANCE WITH IRISH BUILDING REGULATIONS PART L. ALL PIPEWORK SHALL BE INSULATED TO LIMIT HEAT LOSS AS REQUIRED.

REV	DATE	DESCRIPTION	ENG	APP
T1	09.06.26	TENDER ISSUE	TM	JD

Client.
MILFORD & DISTRICT RESOURCE CENTRE

Architect.
DEDALUS ARCHITECTURE

Project.
REFURBISHMENT OF THE GALLOWGLASS COMMUNITY CENTRE, MILFORD

Service.
MECHANICAL

Drawing Status.
TENDER

DMAC
Consulting Engineers Ltd

Glenturas House
18 Beraghmore Road, Derry
BT48 8SE
t: (028) 7127 7846
e: info@dmac-ce.com
w: www.dmac-ce.com

Title:
PROPOSED GROUND & FIRST FLOOR
PHASE 2 - HEATING INSTALLATION

Scale(s): 1:50@A1
Date: SEPT 2025
Eng / CAD. TM
Checked. RD

Project	Origin	Zone	Level	Type	Number	Rev.
2361	DMAC	XX	00	PL	M101	T1

PATH: